

VERKEERSTELLING

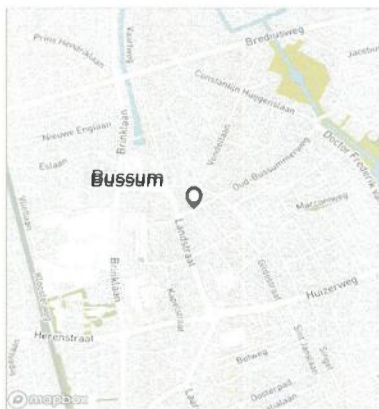
Motorvoertuigen

Meetlocatie

Oude Bussumerweg
Bussum
Tussen Visserstraat en Molenlaan
Ri. Noordoost (Molenlaan)

Meting

Meetperiode: 30 november t/m 19 december 2022
Methodiek: Telstangen
In opdracht van: RHDHV
Uitgevoerd door: Dufec



Voertuigclassificatie

Voertuigclassificatie op basis van ascombinaties
L = Licht verkeer (2 assen, asafstand < 3,7 m)
M = Middelzwaar verkeer (2 assen, asafstand > 3,7 m)
Z = Zwaar verkeer (3 of meer assen)

OUDE BUSSUMERWEG, BUSSUM

Tussen Visserstraat en Molenlaan



INTENSITEITEN

| | Ri. Noordoost | | | |
|---------------------|---------------|-------|---------|-------|
| | Werkdag | | Weekdag | |
| Etmaal (0-24u) | 528 | 100% | 485 | 100% |
| Dag (7-19u) | 460 | 87,2% | 421 | 86,8% |
| Avond (19-23u) | 57 | 10,7% | 53 | 10,8% |
| Nacht (23-7u) | 11 | 2,1% | 12 | 2,4% |
| Ochtendspits (7-9u) | 60 | 11,3% | 44 | 9,1% |
| Avondspits (16-18u) | 105 | 19,9% | 94 | 19,4% |

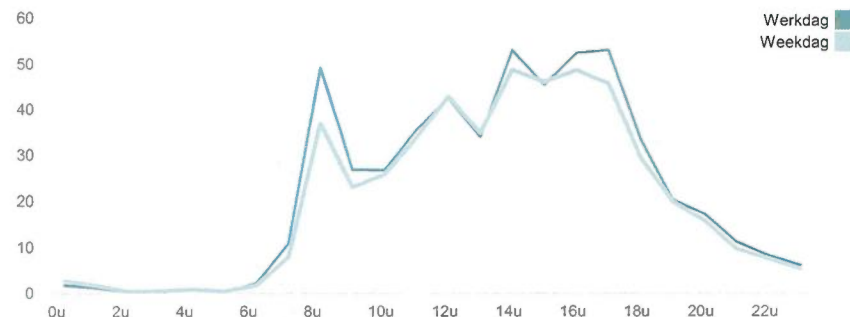
UURCIJFERS

| | Ri. Noordoost | | | |
|---------------|---------------|-------|---------|-------|
| | Werkdag | | Weekdag | |
| 00:00 - 01:00 | 1 | 0,3% | 2 | 0,5% |
| 01:00 - 02:00 | 1 | 0,2% | 1 | 0,3% |
| 02:00 - 03:00 | 0 | 0,0% | 0 | 0,0% |
| 03:00 - 04:00 | 0 | 0,0% | 0 | 0,0% |
| 04:00 - 05:00 | 1 | 0,1% | 1 | 0,1% |
| 05:00 - 06:00 | 0 | 0,0% | 0 | 0,0% |
| 06:00 - 07:00 | 2 | 0,4% | 1 | 0,3% |
| 07:00 - 08:00 | 11 | 2,0% | 8 | 1,6% |
| 08:00 - 09:00 | 49 | 9,3% | 37 | 7,5% |
| 09:00 - 10:00 | 27 | 5,0% | 23 | 4,7% |
| 10:00 - 11:00 | 27 | 5,0% | 26 | 5,3% |
| 11:00 - 12:00 | 35 | 6,7% | 34 | 6,9% |
| 12:00 - 13:00 | 42 | 8,0% | 43 | 8,8% |
| 13:00 - 14:00 | 34 | 6,4% | 34 | 7,1% |
| 14:00 - 15:00 | 53 | 10,0% | 49 | 10,0% |
| 15:00 - 16:00 | 45 | 8,6% | 46 | 9,5% |
| 16:00 - 17:00 | 52 | 9,9% | 48 | 10,0% |
| 17:00 - 18:00 | 53 | 10,0% | 46 | 9,4% |
| 18:00 - 19:00 | 33 | 6,3% | 29 | 6,0% |
| 19:00 - 20:00 | 20 | 3,8% | 20 | 4,1% |
| 20:00 - 21:00 | 17 | 3,2% | 16 | 3,2% |
| 21:00 - 22:00 | 11 | 2,1% | 10 | 2,0% |
| 22:00 - 23:00 | 8 | 1,5% | 7 | 1,5% |
| 23:00 - 24:00 | 6 | 1,1% | 5 | 1,1% |

VOERTUIGVERDELING

| | Ri. Noordoost | | | |
|-----------------|---------------|-------|---------|-------|
| | Werkdag | | Weekdag | |
| Licht (L) | 516 | 97,8% | 475 | 98,0% |
| Middelzwaar (M) | 8 | 1,4% | 6 | 1,3% |
| Zwaar (Z) | 4 | 0,7% | 3 | 0,7% |

UURVERLOOP WERKDAG PER RIJRICHTING



ETMAALTOTALEN

| | Aantal voertuigen |
|-----------|-------------------|
| do 1-dec | 556 |
| vr 2-dec | 573 |
| za 3-dec | 458 |
| zo 4-dec | 294 |
| ma 5-dec | 511 |
| di 6-dec | 494 |
| wo 7-dec | 528 |
| do 8-dec | 572 |
| vr 9-dec | 572 |
| za 10-dec | 480 |
| zo 11-dec | 301 |
| ma 12-dec | 478 |
| di 13-dec | 471 |
| wo 14-dec | 562 |
| do 15-dec | 549 |
| vr 16-dec | 558 |
| za 17-dec | 266 |
| zo 18-dec | 296 |

SNELHEID

| | Ri. Noordoost |
|-------------------|---------------|
| Gem. snelheid V85 | 21 |
| < 15 km/u | 9,7% |
| 15 - 20 km/u | 27% |
| 20 - 25 km/u | 35,9% |
| 25 - 30 km/u | 21,1% |
| 30 - 35 km/u | 5,6% |
| 35 - 40 km/u | 0,7% |
| 40 - 45 km/u | 0,1% |
| > 45 km/u | 0% |

VERKEERSTELLING

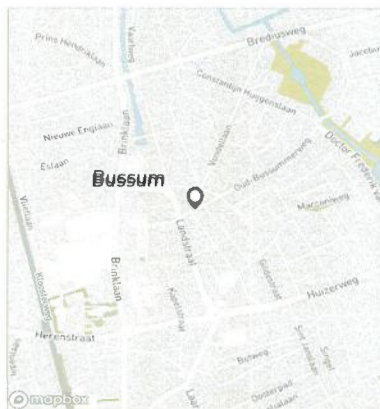
Motorvoertuigen

Meetlocatie

Oude Bussumerweg
Bussum
Tussen Visserstraat en Molenlaan
Ri. Noordoost (Molenlaan)

Meting

Meetperiode: 30 november t/m 19 december 2022
Methodiek: Telslangen
In opdracht van: RHDHV
Uitgevoerd door: Dufec



Voertuigclassificatie

Voertuigclassificatie op basis van ascombinaties

L = Licht verkeer (2 assen, asafstand < 3,7 m)

M = Middelzwaar verkeer (2 assen, asafstand > 3,7 m)

Z = Zwaar verkeer (3 of meer assen)

OUDE BUSSUMERWEG, BUSSUM

Tussen Visserstraat en Molenlaan



RI. NOORDOOST

| | | Gem. Werkdag | | | | Gem. Weekdag | | | |
|---------------------|--|--------------|---|---|-----|--------------|---|---|-----|
| | | L | M | Z | Tot | L | M | Z | Tot |
| 00:00 - 01:00 | | 1 | 0 | 0 | 1 | 2 | 0 | 0 | 2 |
| 01:00 - 02:00 | | 1 | 0 | 0 | 1 | 1 | 0 | 0 | 1 |
| 02:00 - 03:00 | | 0 | 0 | 0 | 0 | 0 | 0 | 0 | 0 |
| 03:00 - 04:00 | | 0 | 0 | 0 | 0 | 0 | 0 | 0 | 0 |
| 04:00 - 05:00 | | 0 | 0 | 0 | 1 | 0 | 0 | 0 | 1 |
| 05:00 - 06:00 | | 0 | 0 | 0 | 0 | 0 | 0 | 0 | 0 |
| 06:00 - 07:00 | | 2 | 0 | 0 | 2 | 1 | 0 | 0 | 1 |
| 07:00 - 08:00 | | 10 | 1 | 0 | 11 | 7 | 0 | 0 | 8 |
| 08:00 - 09:00 | | 48 | 1 | 0 | 49 | 36 | 1 | 0 | 37 |
| 09:00 - 10:00 | | 26 | 1 | 0 | 27 | 22 | 0 | 0 | 23 |
| 10:00 - 11:00 | | 26 | 1 | 0 | 27 | 25 | 1 | 0 | 26 |
| 11:00 - 12:00 | | 35 | 0 | 0 | 35 | 33 | 0 | 0 | 34 |
| 12:00 - 13:00 | | 42 | 1 | 0 | 42 | 42 | 1 | 0 | 43 |
| 13:00 - 14:00 | | 33 | 1 | 0 | 34 | 34 | 1 | 0 | 34 |
| 14:00 - 15:00 | | 52 | 1 | 0 | 53 | 48 | 1 | 0 | 49 |
| 15:00 - 16:00 | | 44 | 1 | 0 | 45 | 45 | 0 | 0 | 46 |
| 16:00 - 17:00 | | 51 | 1 | 0 | 52 | 47 | 1 | 0 | 48 |
| 17:00 - 18:00 | | 52 | 0 | 0 | 53 | 45 | 0 | 0 | 46 |
| 18:00 - 19:00 | | 33 | 0 | 0 | 33 | 29 | 0 | 0 | 29 |
| 19:00 - 20:00 | | 20 | 0 | 0 | 20 | 20 | 0 | 0 | 20 |
| 20:00 - 21:00 | | 17 | 0 | 0 | 17 | 16 | 0 | 0 | 16 |
| 21:00 - 22:00 | | 11 | 0 | 0 | 11 | 10 | 0 | 0 | 10 |
| 22:00 - 23:00 | | 8 | 0 | 0 | 8 | 7 | 0 | 0 | 7 |
| 23:00 - 24:00 | | 6 | 0 | 0 | 6 | 5 | 0 | 0 | 5 |
| Etmalaal (0-24u) | | 516 | 8 | 4 | 528 | 475 | 6 | 3 | 485 |
| Dag (7-19u) | | 450 | 7 | 3 | 460 | 412 | 6 | 3 | 421 |
| Avond (19-23u) | | 56 | 0 | 0 | 57 | 52 | 0 | 0 | 53 |
| Nacht (23-7u) | | 10 | 0 | 0 | 11 | 11 | 0 | 0 | 12 |
| Ochtendspits (7-9u) | | 58 | 2 | 0 | 60 | 43 | 1 | 0 | 44 |
| Avondspits (16-18u) | | 103 | 1 | 1 | 105 | 92 | 1 | 1 | 94 |

VERKEERSTELLING

Motorvoertuigen

OUDE BUSSUMERWEG, BUSSUM

Tussen Visserstraat en Molenlaan

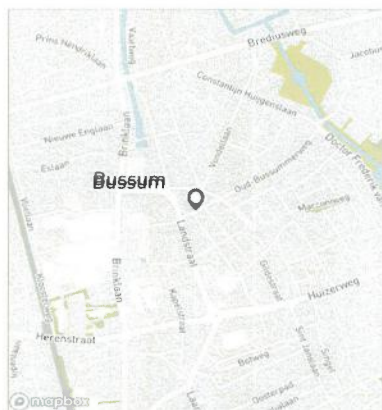


Meetlocatie

Oude Bussumerweg
Bussum
Tussen Visserstraat en Molenlaan
Ri. Noordoost (Molenlaan)

Meting

Meetperiode: 30 november t/m 19 december 2022
Methodiek: Telslangen
In opdracht van: RHDHV
Uitgevoerd door: Dufec



Voertuigclassificatie

Voertuigclassificatie op basis van ascombinaties
L = Licht verkeer (2 assen, asafstand < 3,7 m)
M = Middelzwaar verkeer (2 assen, asafstand > 3,7 m)
Z = Zwaar verkeer (3 of meer assen)

Validatie

= Compleet en representatief
 = Niet representatief
 = Niet compleet
 = Feestdag

RI. NOORDOOST

| | do | vr | za | zo | ma | di | wo | do | vr | za | zo | ma | di | wo | do | vr | za | zo |
|---------------------|------|------|------|------|------|------|------|------|------|-------|-------|-------|-------|-------|-------|-------|-------|-------|
| | 1-12 | 2-12 | 3-12 | 4-12 | 5-12 | 6-12 | 7-12 | 8-12 | 9-12 | 10-12 | 11-12 | 12-12 | 13-12 | 14-12 | 15-12 | 16-12 | 17-12 | 18-12 |
| 00:00 - 01:00 | 3 | 2 | 2 | 2 | 1 | 1 | 2 | 4 | 0 | 5 | 8 | 0 | 1 | 2 | 1 | 1 | 2 | 10 |
| 01:00 - 02:00 | 2 | 2 | 2 | 1 | 0 | 0 | 0 | 0 | 1 | 3 | 4 | 0 | 4 | 0 | 0 | 3 | 5 | 1 |
| 02:00 - 03:00 | 0 | 0 | 1 | 0 | 0 | 0 | 0 | 0 | 0 | 0 | 1 | 0 | 0 | 0 | 0 | 0 | 0 | 0 |
| 03:00 - 04:00 | 0 | 0 | 0 | 0 | 0 | 0 | 0 | 0 | 0 | 3 | 0 | 0 | 0 | 0 | 0 | 0 | 1 | 1 |
| 04:00 - 05:00 | 0 | 1 | 1 | 0 | 0 | 0 | 1 | 0 | 1 | 0 | 0 | 0 | 1 | 0 | 0 | 2 | 0 | 1 |
| 05:00 - 06:00 | 0 | 0 | 1 | 0 | 0 | 0 | 0 | 0 | 0 | 1 | 0 | 0 | 0 | 0 | 0 | 0 | 1 | 1 |
| 06:00 - 07:00 | 2 | 2 | 1 | 0 | 3 | 1 | 1 | 2 | 1 | 1 | 0 | 1 | 1 | 3 | 4 | 1 | 0 | 0 |
| 07:00 - 08:00 | 14 | 9 | 2 | 0 | 18 | 14 | 14 | 13 | 5 | 0 | 0 | 12 | 10 | 7 | 8 | 5 | 0 | 0 |
| 08:00 - 09:00 | 57 | 58 | 9 | 4 | 44 | 46 | 47 | 52 | 61 | 6 | 5 | 45 | 36 | 46 | 61 | 49 | 9 | 2 |
| 09:00 - 10:00 | 22 | 33 | 13 | 11 | 30 | 26 | 22 | 21 | 29 | 19 | 8 | 19 | 26 | 34 | 30 | 35 | 22 | 6 |
| 10:00 - 11:00 | 27 | 26 | 35 | 15 | 20 | 24 | 28 | 24 | 26 | 34 | 12 | 30 | 27 | 29 | 30 | 28 | 29 | 13 |
| 11:00 - 12:00 | 23 | 44 | 40 | 18 | 39 | 22 | 45 | 31 | 39 | 37 | 19 | 33 | 41 | 43 | 25 | 30 | 0 | 25 |
| 12:00 - 13:00 | 37 | 36 | 58 | 36 | 30 | 35 | 62 | 41 | 49 | 57 | 24 | 37 | 34 | 60 | 39 | 45 | 0 | 28 |
| 13:00 - 14:00 | 36 | 39 | 59 | 33 | 32 | 26 | 34 | 34 | 40 | 39 | 32 | 31 | 29 | 42 | 39 | 29 | 24 | 33 |
| 14:00 - 15:00 | 66 | 60 | 47 | 29 | 67 | 58 | 39 | 59 | 76 | 48 | 28 | 50 | 34 | 41 | 45 | 50 | 40 | 35 |
| 15:00 - 16:00 | 44 | 62 | 66 | 35 | 53 | 48 | 37 | 44 | 52 | 53 | 32 | 38 | 31 | 51 | 36 | 53 | 54 | 45 |
| 16:00 - 17:00 | 64 | 56 | 31 | 31 | 52 | 47 | 36 | 54 | 67 | 57 | 43 | 48 | 38 | 60 | 55 | 50 | 49 | 23 |
| 17:00 - 18:00 | 48 | 58 | 18 | 26 | 54 | 55 | 50 | 69 | 40 | 29 | 32 | 39 | 65 | 50 | 60 | 54 | 30 | 28 |
| 18:00 - 19:00 | 46 | 23 | 22 | 15 | 26 | 32 | 32 | 35 | 32 | 24 | 21 | 41 | 35 | 28 | 41 | 40 | 0 | 11 |
| 19:00 - 20:00 | 17 | 17 | 15 | 15 | 12 | 21 | 26 | 22 | 25 | 31 | 17 | 22 | 16 | 18 | 19 | 39 | 0 | 12 |
| 20:00 - 21:00 | 23 | 15 | 16 | 7 | 18 | 22 | 19 | 24 | 6 | 11 | 9 | 14 | 13 | 14 | 23 | 21 | 0 | 16 |
| 21:00 - 22:00 | 13 | 10 | 13 | 5 | 5 | 3 | 13 | 21 | 8 | 4 | 2 | 12 | 13 | 14 | 17 | 8 | 0 | 4 |
| 22:00 - 23:00 | 7 | 7 | 4 | 11 | 5 | 9 | 14 | 12 | 4 | 9 | 3 | 2 | 12 | 15 | 8 | 7 | 0 | 0 |
| 23:00 - 24:00 | 5 | 13 | 2 | 0 | 2 | 4 | 6 | 10 | 10 | 9 | 1 | 4 | 4 | 5 | 8 | 8 | 0 | 1 |
| Etmaal (0-24u) | 556 | 573 | 458 | 294 | 511 | 494 | 528 | 572 | 572 | 480 | 301 | 478 | 471 | 562 | 549 | 558 | 266 | 296 |
| Dag (7-19u) | 484 | 504 | 400 | 253 | 465 | 433 | 446 | 477 | 516 | 403 | 256 | 423 | 406 | 491 | 469 | 468 | 257 | 249 |
| Avond (19-23u) | 60 | 49 | 48 | 38 | 40 | 55 | 72 | 79 | 43 | 55 | 31 | 50 | 54 | 61 | 67 | 75 | 0 | 32 |
| Nacht (23-7u) | 12 | 20 | 10 | 3 | 6 | 6 | 10 | 16 | 13 | 22 | 14 | 5 | 11 | 10 | 13 | 15 | 9 | 15 |
| Ochtendspits (7-9u) | 71 | 67 | 11 | 4 | 62 | 60 | 61 | 65 | 66 | 6 | 5 | 57 | 46 | 53 | 69 | 54 | 9 | 2 |
| Avondspits (16-18u) | 112 | 114 | 49 | 57 | 106 | 102 | 86 | 123 | 107 | 86 | 75 | 87 | 103 | 110 | 115 | 104 | 79 | 51 |
| Validatie | | | | | | | | | | | | | | | | | | |

RI. NOORDOOST

| | do | vr | za | zo | ma | di | wo | do | vr | za | zo | ma | di | wo | do | vr | za | zo |
|-------------------|-------|-------|-------|-------|-------|-------|-------|-------|-------|-------|-------|-------|-------|-------|-------|-------|-------|-------|
| | 1-12 | 2-12 | 3-12 | 4-12 | 5-12 | 6-12 | 7-12 | 8-12 | 9-12 | 10-12 | 11-12 | 12-12 | 13-12 | 14-12 | 15-12 | 16-12 | 17-12 | 18-12 |
| Licht (L) | 545 | 564 | 452 | 293 | 499 | 481 | 513 | 561 | 565 | 469 | 297 | 470 | 461 | 554 | 536 | 539 | 261 | 294 |
| Middelzwaar (M) | 7 | 6 | 3 | 0 | 9 | 6 | 11 | 9 | 6 | 9 | 1 | 5 | 8 | 6 | 8 | 12 | 3 | 1 |
| Zwaar (Z) | 4 | 3 | 3 | 1 | 3 | 7 | 4 | 2 | 1 | 2 | 3 | 3 | 2 | 2 | 5 | 7 | 2 | 1 |
| % Licht (L) | 98,0% | 98,4% | 98,7% | 99,7% | 97,7% | 97,4% | 97,2% | 98,1% | 98,8% | 97,7% | 98,7% | 98,3% | 97,9% | 98,6% | 97,6% | 96,6% | 98,1% | 99,3% |
| % Middelzwaar (M) | 1,3% | 1,0% | 0,7% | 0,0% | 1,8% | 1,2% | 2,1% | 1,6% | 1,0% | 1,9% | 0,3% | 1,0% | 1,7% | 1,1% | 1,5% | 2,2% | 1,1% | 0,3% |
| % Zwaar (Z) | 0,7% | 0,5% | 0,7% | 0,3% | 0,6% | 1,4% | 0,8% | 0,3% | 0,2% | 0,4% | 1,0% | 0,6% | 0,4% | 0,4% | 0,9% | 1,3% | 0,8% | 0,3% |

VERKEERSTELLING

Motorvoertuigen

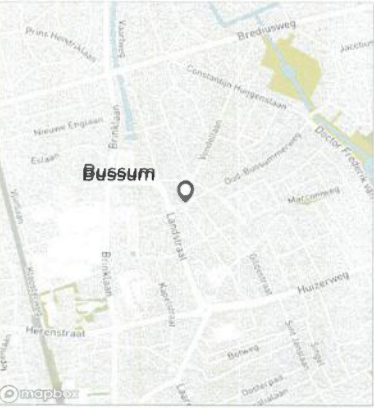
OUDE BUSSUMERWEG, BUSSUM

Tussen Visserstraat en Molenlaan



Meetlocatie
Oude Bussumerweg
Bussum
Tussen Visserstraat en Molenlaan
Ri. Noordoost (Molenlaan)

Meting
Meetperiode: 30 november t/m 19 december 2022
Methodiek: Telslangen
In opdracht van: RHDHV
Uitgevoerd door: Dufec



Voertuigclassificatie
Voertuigclassificatie op basis van ascombinaties
L = Licht verkeer (2 assen, asafstand < 3,7 m)
M = Middelzwaar verkeer (2 assen, asafstand > 3,7 m)
Z = Zwaar verkeer (3 of meer assen)

SNELHEDEN WEEKDAG

| | | Ri. Noordoost | |
|---------------|--|---------------|-----|
| | | Gemiddelde | V85 |
| 00:00 - 01:00 | | 22 | 31 |
| 01:00 - 02:00 | | 22 | 28 |
| 02:00 - 03:00 | | 15 | 24 |
| 03:00 - 04:00 | | 16 | 26 |
| 04:00 - 05:00 | | 21 | 25 |
| 05:00 - 06:00 | | 23 | 24 |
| 06:00 - 07:00 | | 23 | 29 |
| 07:00 - 08:00 | | 22 | 29 |
| 08:00 - 09:00 | | 20 | 27 |
| 09:00 - 10:00 | | 22 | 28 |
| 10:00 - 11:00 | | 22 | 28 |
| 11:00 - 12:00 | | 21 | 28 |
| 12:00 - 13:00 | | 21 | 28 |
| 13:00 - 14:00 | | 21 | 27 |
| 14:00 - 15:00 | | 21 | 27 |
| 15:00 - 16:00 | | 21 | 28 |
| 16:00 - 17:00 | | 22 | 28 |
| 17:00 - 18:00 | | 22 | 28 |
| 18:00 - 19:00 | | 23 | 29 |
| 19:00 - 20:00 | | 22 | 28 |
| 20:00 - 21:00 | | 22 | 28 |
| 21:00 - 22:00 | | 22 | 28 |
| 22:00 - 23:00 | | 24 | 30 |
| 23:00 - 24:00 | | 23 | 29 |
| Gemiddelde | | 21 | 28 |

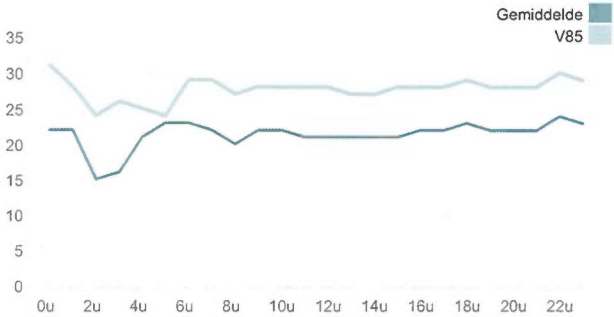
SNELHEDEN PER DAGSOORT

| | | Ri. Noordoost | |
|-----------|--|---------------|-----|
| | | Gemiddelde | V85 |
| Maandag | | 22 | 28 |
| Dinsdag | | 22 | 28 |
| Woensdag | | 21 | 28 |
| Donderdag | | 21 | 28 |
| Vrijdag | | 21 | 27 |
| Zaterdag | | 22 | 28 |
| Zondag | | 22 | 28 |
| Werkdag | | 21 | 28 |
| Weekdag | | 21 | 28 |

SNELHEIDSVERTDELING WEEKDAG

| | | Ri. Noordoost | |
|--------------|--|---------------|--------------|
| | | % | Cumulatief % |
| < 15 km/u | | 9,7% | 9,7% |
| 15 - 20 km/u | | 27,0% | 36,7% |
| 20 - 25 km/u | | 35,9% | 72,6% |
| 25 - 30 km/u | | 21,1% | 93,7% |
| 30 - 35 km/u | | 5,6% | 99,2% |
| 35 - 40 km/u | | 0,7% | 99,9% |
| 40 - 45 km/u | | 0,1% | 100,0% |
| > 45 km/u | | 0,0% | 100,0% |

UURVERLOOP SNELHEDEN



SNELHEIDSVERTDELING DOORSNEDE

