

VERKEERSTELLING

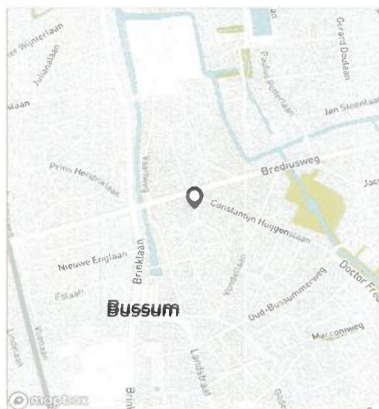
Motorvoertuigen

Meetlocatie

Vossiuslaan
Bussum
Tussen Lammert Majoorlaan en C. Huijgenslaan
Ri. Noord (C. Huijgenslaan)

Meting

Meetperiode: 30 november t/m 19 december 2022
Methodiek: Telslangen
In opdracht van: RHDHV
Uitgevoerd door: Dufec



Voertuigclassificatie

Voertuigclassificatie op basis van ascombinaties
L = Licht verkeer (2 assen, asafstand < 3,7 m)
M = Middelzwaar verkeer (2 assen, asafstand > 3,7 m)
Z = Zwaar verkeer (3 of meer assen)

VOSSIUSLAAN, BUSSUM

Tussen Lammert Majoorlaan en C. Huijgenslaan



INTENSITEITEN

| | Ri. Noord | | | |
|---------------------|-----------|-------|---------|-------|
| | Werkdag | | Weekdag | |
| Etmaal (0-24u) | 475 | 100% | 408 | 100% |
| Dag (7-19u) | 411 | 86,6% | 351 | 86,1% |
| Avond (19-23u) | 56 | 11,8% | 49 | 11,9% |
| Nacht (23-7u) | 8 | 1,6% | 8 | 2,0% |
| Ochtendspits (7-9u) | 65 | 13,7% | 48 | 11,7% |
| Avondspits (16-18u) | 77 | 16,3% | 66 | 16,1% |

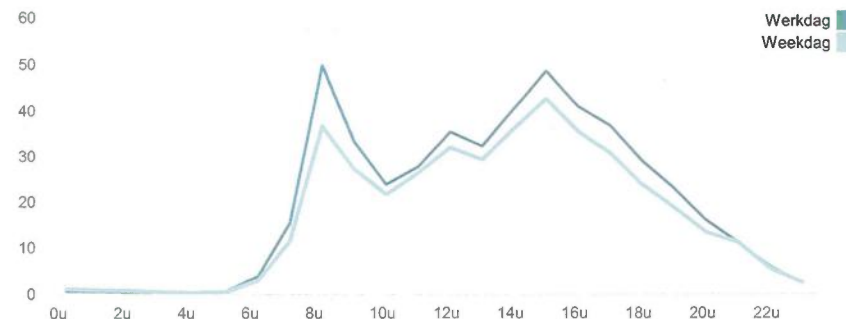
UURCIJFERS

| | Ri. Noord | | | |
|---------------|-----------|-------|---------|-------|
| | Werkdag | | Weekdag | |
| 00:00 - 01:00 | 0 | 0,1% | 1 | 0,2% |
| 01:00 - 02:00 | 0 | 0,1% | 1 | 0,2% |
| 02:00 - 03:00 | 0 | 0,0% | 1 | 0,1% |
| 03:00 - 04:00 | 0 | 0,0% | 0 | 0,1% |
| 04:00 - 05:00 | 0 | 0,0% | 0 | 0,0% |
| 05:00 - 06:00 | 0 | 0,1% | 0 | 0,1% |
| 06:00 - 07:00 | 4 | 0,8% | 3 | 0,7% |
| 07:00 - 08:00 | 15 | 3,2% | 11 | 2,8% |
| 08:00 - 09:00 | 50 | 10,4% | 36 | 8,9% |
| 09:00 - 10:00 | 33 | 7,0% | 27 | 6,6% |
| 10:00 - 11:00 | 24 | 5,0% | 21 | 5,2% |
| 11:00 - 12:00 | 28 | 5,8% | 26 | 6,4% |
| 12:00 - 13:00 | 35 | 7,4% | 32 | 7,8% |
| 13:00 - 14:00 | 32 | 6,8% | 29 | 7,1% |
| 14:00 - 15:00 | 40 | 8,5% | 36 | 8,8% |
| 15:00 - 16:00 | 48 | 10,2% | 42 | 10,4% |
| 16:00 - 17:00 | 41 | 8,6% | 35 | 8,6% |
| 17:00 - 18:00 | 37 | 7,7% | 31 | 7,5% |
| 18:00 - 19:00 | 29 | 6,1% | 24 | 5,8% |
| 19:00 - 20:00 | 23 | 4,8% | 19 | 4,6% |
| 20:00 - 21:00 | 16 | 3,4% | 13 | 3,3% |
| 21:00 - 22:00 | 11 | 2,3% | 11 | 2,7% |
| 22:00 - 23:00 | 6 | 1,2% | 5 | 1,3% |
| 23:00 - 24:00 | 3 | 0,5% | 3 | 0,6% |

VOERTUIGVERDELING

| | Ri. Noord | | | |
|-----------------|-----------|-------|---------|-------|
| | Werkdag | | Weekdag | |
| Licht (L) | 463 | 97,4% | 399 | 97,7% |
| Middelzwaar (M) | 9 | 1,9% | 7 | 1,7% |
| Zwaar (Z) | 3 | 0,7% | 2 | 0,6% |

UURVERLOOP WERKDAG PER RIJRICHTING



ETMAALTOTALEN

| | Aantal voertuigen |
|-----------|-------------------|
| do 1-dec | 406 |
| vr 2-dec | 391 |
| za 3-dec | 276 |
| zo 4-dec | 187 |
| ma 5-dec | 420 |
| di 6-dec | 502 |
| wo 7-dec | 378 |
| do 8-dec | 536 |
| vr 9-dec | 501 |
| za 10-dec | 343 |
| zo 11-dec | 202 |
| ma 12-dec | 480 |
| di 13-dec | 537 |
| wo 14-dec | 489 |
| do 15-dec | 587 |
| vr 16-dec | 491 |
| za 17-dec | 242 |
| zo 18-dec | 194 |

SNELHEID

| | Ri. Noord |
|-------------------|-----------|
| Gem. snelheid V85 | 20 |
| < 15 km/u | 14,8% |
| 15 - 20 km/u | 34,3% |
| 20 - 25 km/u | 33,1% |
| 25 - 30 km/u | 14,8% |
| 30 - 35 km/u | 2,7% |
| 35 - 40 km/u | 0,3% |
| 40 - 45 km/u | 0% |
| > 45 km/u | 0% |

VERKEERSTELLING

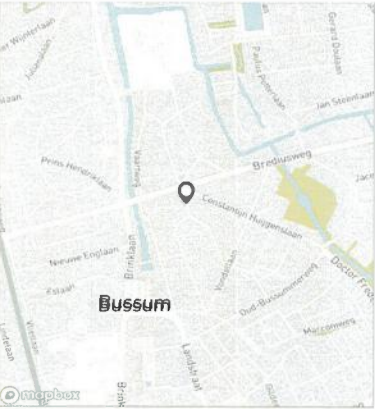
Motorvoertuigen

Meetlocatie

Vossiuslaan
Bussum
Tussen Lammert Majoorlaan en C. Huijgenslaan
Ri. Noord (C. Huijgenslaan)

Meting

Meetperiode: 30 november t/m 19 december 2022
Methodiek: Telslangen
In opdracht van: RHDHV
Uitgevoerd door: Dufec



Voertuigclassificatie

Voertuigclassificatie op basis van ascombinaties
L = Licht verkeer (2 assen, asafstand < 3,7 m)
M = Middelzwaar verkeer (2 assen, asafstand > 3,7 m)
Z = Zwaar verkeer (3 of meer assen)

VOSSIUSLAAN, BUSSUM

Tussen Lammert Majoorlaan en C. Huijgenslaan



RI. NOORD

| Gem. Werkdag | | | | | Gem. Weekdag | | | | |
|---------------------|---|-----|---|---|--------------|-----|---|---|-----|
| | | L | M | Z | Tot | L | M | Z | Tot |
| 00:00 - 01:00 | - | 0 | 0 | 0 | 0 | 1 | 0 | 0 | 1 |
| 01:00 - 02:00 | - | 0 | 0 | 0 | 0 | 1 | 0 | 0 | 1 |
| 02:00 - 03:00 | - | 0 | 0 | 0 | 0 | 1 | 0 | 0 | 1 |
| 03:00 - 04:00 | - | 0 | 0 | 0 | 0 | 0 | 0 | 0 | 0 |
| 04:00 - 05:00 | - | 0 | 0 | 0 | 0 | 0 | 0 | 0 | 0 |
| 05:00 - 06:00 | - | 0 | 0 | 0 | 0 | 0 | 0 | 0 | 0 |
| 06:00 - 07:00 | - | 4 | 0 | 0 | 4 | 3 | 0 | 0 | 3 |
| 07:00 - 08:00 | - | 15 | 1 | 0 | 15 | 11 | 0 | 0 | 11 |
| 08:00 - 09:00 | - | 49 | 0 | 0 | 50 | 36 | 0 | 0 | 36 |
| 09:00 - 10:00 | - | 32 | 1 | 0 | 33 | 26 | 1 | 0 | 27 |
| 10:00 - 11:00 | - | 23 | 1 | 0 | 24 | 21 | 1 | 0 | 21 |
| 11:00 - 12:00 | - | 26 | 1 | 0 | 28 | 25 | 1 | 0 | 26 |
| 12:00 - 13:00 | - | 34 | 1 | 0 | 35 | 31 | 1 | 0 | 32 |
| 13:00 - 14:00 | - | 31 | 1 | 0 | 32 | 28 | 1 | 0 | 29 |
| 14:00 - 15:00 | - | 39 | 1 | 1 | 40 | 35 | 0 | 0 | 36 |
| 15:00 - 16:00 | - | 47 | 1 | 0 | 48 | 42 | 1 | 0 | 42 |
| 16:00 - 17:00 | - | 40 | 1 | 0 | 41 | 34 | 1 | 0 | 35 |
| 17:00 - 18:00 | - | 36 | 0 | 0 | 37 | 30 | 0 | 0 | 31 |
| 18:00 - 19:00 | - | 28 | 1 | 0 | 29 | 23 | 0 | 0 | 24 |
| 19:00 - 20:00 | - | 23 | 0 | 0 | 23 | 19 | 0 | 0 | 19 |
| 20:00 - 21:00 | - | 16 | 0 | 0 | 16 | 13 | 0 | 0 | 13 |
| 21:00 - 22:00 | - | 11 | 0 | 0 | 11 | 11 | 0 | 0 | 11 |
| 22:00 - 23:00 | - | 6 | 0 | 0 | 6 | 5 | 0 | 0 | 5 |
| 23:00 - 24:00 | - | 3 | 0 | 0 | 3 | 3 | 0 | 0 | 3 |
| Etmaal (0-24u) | | 463 | 9 | 3 | 475 | 399 | 7 | 2 | 408 |
| Dag (7-19u) | | 400 | 9 | 3 | 411 | 343 | 6 | 2 | 351 |
| Avond (19-23u) | | 55 | 1 | 0 | 56 | 48 | 0 | 0 | 49 |
| Nacht (23-7u) | | 7 | 0 | 0 | 8 | 8 | 0 | 0 | 8 |
| Ochtendspits (7-9u) | | 64 | 1 | 1 | 65 | 47 | 1 | 0 | 48 |
| Avondspits (16-18u) | | 76 | 1 | 0 | 77 | 65 | 1 | 0 | 66 |

VERKEERSTELLING

Motorvoertuigen

VOSSIUSLAAN, BUSSUM

Tussen Lammert Majoorlaan en C. Huijgenslaan

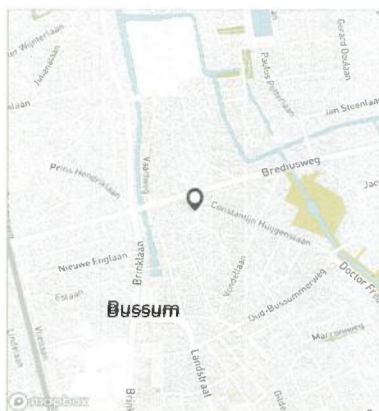


Meetlocatie

Vossiuslaan
Bussum
Tussen Lammert Majoorlaan en C. Huijgenslaan
Ri. Noord (C. Huijgenslaan)

Meting

Meetperiode: 30 november t/m 19 december 2022
Methodiek: Telstangen
In opdracht van: RHDHV
Uitgevoerd door: Dufec



Voertuigclassificatie

Voertuigclassificatie op basis van ascombinaties

L = Licht verkeer (2 assen, asafstand < 3,7 m)

M = Middelzwaar verkeer (2 assen, asafstand > 3,7 m)

Z = Zwaar verkeer (3 of meer assen)

Validatie

■ = Compleet en representatief

■ = Niet representatief

■ = Niet compleet

■ = Feestdag

RI. NOORD

| | do | vr | za | zo | ma | di | wo | do | vr | za | zo | ma | di | wo | do | vr | za | zo |
|---------------------|------|------|------|------|------|------|------|------|------|-------|-------|-------|-------|-------|-------|-------|-------|-------|
| | 1-12 | 2-12 | 3-12 | 4-12 | 5-12 | 6-12 | 7-12 | 8-12 | 9-12 | 10-12 | 11-12 | 12-12 | 13-12 | 14-12 | 15-12 | 16-12 | 17-12 | 18-12 |
| 00:00 - 01:00 | 0 | 0 | 2 | 3 | 0 | 0 | 2 | 0 | 1 | 3 | 2 | 0 | 0 | 1 | 0 | 1 | 2 | 1 |
| 01:00 - 02:00 | 1 | 1 | 2 | 0 | 0 | 0 | 0 | 1 | 1 | 0 | 4 | 0 | 0 | 0 | 0 | 1 | 1 | 2 |
| 02:00 - 03:00 | 1 | 0 | 3 | 2 | 0 | 0 | 0 | 0 | 0 | 1 | 1 | 0 | 0 | 0 | 1 | 0 | 1 | 0 |
| 03:00 - 04:00 | 0 | 0 | 0 | 0 | 0 | 0 | 0 | 0 | 0 | 1 | 0 | 0 | 0 | 0 | 0 | 1 | 0 | 2 |
| 04:00 - 05:00 | 0 | 0 | 0 | 0 | 0 | 0 | 0 | 0 | 0 | 1 | 0 | 0 | 0 | 0 | 0 | 1 | 0 | 0 |
| 05:00 - 06:00 | 0 | 0 | 0 | 0 | 1 | 0 | 0 | 1 | 0 | 0 | 1 | 0 | 1 | 0 | 1 | 1 | 0 | 0 |
| 06:00 - 07:00 | 3 | 4 | 1 | 0 | 5 | 6 | 2 | 2 | 3 | 1 | 0 | 5 | 3 | 4 | 3 | 4 | 1 | 0 |
| 07:00 - 08:00 | 13 | 12 | 1 | 1 | 18 | 15 | 15 | 15 | 9 | 1 | 0 | 14 | 17 | 19 | 20 | 14 | 4 | 1 |
| 08:00 - 09:00 | 47 | 41 | 3 | 4 | 45 | 36 | 43 | 67 | 54 | 5 | 2 | 31 | 39 | 43 | 88 | 70 | 4 | 3 |
| 09:00 - 10:00 | 29 | 32 | 25 | 8 | 26 | 28 | 31 | 25 | 35 | 9 | 9 | 26 | 33 | 39 | 55 | 38 | 12 | 9 |
| 10:00 - 11:00 | 22 | 20 | 28 | 12 | 14 | 21 | 21 | 29 | 29 | 22 | 6 | 21 | 18 | 35 | 22 | 28 | 15 | 12 |
| 11:00 - 12:00 | 27 | 28 | 34 | 15 | 28 | 22 | 26 | 29 | 24 | 22 | 25 | 27 | 29 | 29 | 33 | 30 | 22 | 19 |
| 12:00 - 13:00 | 29 | 27 | 24 | 22 | 31 | 21 | 23 | 37 | 36 | 26 | 19 | 31 | 39 | 50 | 60 | 47 | 33 | 15 |
| 13:00 - 14:00 | 37 | 30 | 19 | 18 | 25 | 33 | 18 | 21 | 33 | 24 | 29 | 29 | 43 | 43 | 39 | 35 | 16 | 24 |
| 14:00 - 15:00 | 43 | 37 | 32 | 21 | 37 | 34 | 23 | 32 | 46 | 32 | 14 | 50 | 46 | 47 | 44 | 48 | 25 | 27 |
| 15:00 - 16:00 | 42 | 47 | 37 | 21 | 73 | 57 | 59 | 60 | 70 | 29 | 25 | 41 | 37 | 35 | 39 | 31 | 25 | 29 |
| 16:00 - 17:00 | 42 | 34 | 20 | 13 | 41 | 44 | 30 | 46 | 44 | 41 | 18 | 48 | 43 | 42 | 42 | 33 | 26 | 12 |
| 17:00 - 18:00 | 30 | 22 | 6 | 10 | 28 | 48 | 26 | 47 | 37 | 30 | 15 | 42 | 43 | 34 | 37 | 39 | 19 | 13 |
| 18:00 - 19:00 | 19 | 22 | 11 | 10 | 15 | 48 | 22 | 52 | 18 | 17 | 8 | 35 | 46 | 15 | 45 | 16 | 11 | 8 |
| 19:00 - 20:00 | 9 | 10 | 10 | 5 | 7 | 37 | 8 | 38 | 19 | 17 | 7 | 41 | 43 | 20 | 23 | 15 | 5 | 6 |
| 20:00 - 21:00 | 6 | 7 | 10 | 9 | 10 | 25 | 14 | 23 | 3 | 5 | 7 | 21 | 25 | 15 | 21 | 16 | 5 | 4 |
| 21:00 - 22:00 | 3 | 10 | 5 | 9 | 11 | 15 | 7 | 6 | 26 | 38 | 5 | 11 | 19 | 12 | 5 | 9 | 8 | 3 |
| 22:00 - 23:00 | 2 | 6 | 2 | 3 | 4 | 8 | 4 | 4 | 4 | 13 | 4 | 6 | 10 | 5 | 8 | 7 | 2 | 2 |
| 23:00 - 24:00 | 1 | 1 | 1 | 1 | 1 | 4 | 4 | 1 | 9 | 5 | 1 | 1 | 3 | 1 | 1 | 6 | 5 | 2 |
| Etmaal (0-24u) | 406 | 391 | 276 | 187 | 420 | 502 | 378 | 536 | 501 | 343 | 202 | 480 | 537 | 489 | 587 | 491 | 242 | 194 |
| Dag (7-19u) | 380 | 352 | 240 | 155 | 381 | 407 | 337 | 460 | 435 | 258 | 170 | 395 | 433 | 431 | 524 | 429 | 212 | 172 |
| Avond (19-23u) | 20 | 33 | 27 | 26 | 32 | 85 | 33 | 71 | 52 | 73 | 23 | 79 | 97 | 52 | 57 | 47 | 20 | 15 |
| Nacht (23-7u) | 6 | 6 | 9 | 6 | 7 | 10 | 8 | 5 | 14 | 12 | 9 | 6 | 7 | 6 | 6 | 15 | 10 | 7 |
| Ochtendspits (7-9u) | 60 | 53 | 4 | 5 | 63 | 51 | 58 | 82 | 63 | 6 | 2 | 45 | 56 | 62 | 108 | 84 | 8 | 4 |
| Avondspits (16-18u) | 72 | 56 | 26 | 23 | 69 | 92 | 56 | 93 | 81 | 71 | 33 | 90 | 86 | 76 | 79 | 72 | 45 | 25 |
| Validatie | | | | | | | | | | | | | | | | | | |

RI. NOORD

| | do | vr | za | zo | ma | di | wo | do | vr | za | zo | ma | di | wo | do | vr | za | zo |
|-------------------|-------|-------|-------|-------|-------|-------|-------|-------|-------|-------|-------|-------|-------|-------|-------|-------|-------|-------|
| | 1-12 | 2-12 | 3-12 | 4-12 | 5-12 | 6-12 | 7-12 | 8-12 | 9-12 | 10-12 | 11-12 | 12-12 | 13-12 | 14-12 | 15-12 | 16-12 | 17-12 | 18-12 |
| Licht (L) | 395 | 380 | 275 | 186 | 409 | 490 | 362 | 524 | 487 | 340 | 199 | 470 | 521 | 476 | 577 | 484 | 240 | 193 |
| Middelzwaar (M) | 10 | 10 | 1 | 0 | 6 | 6 | 14 | 6 | 10 | 3 | 1 | 9 | 14 | 8 | 9 | 5 | 2 | 0 |
| Zwaar (Z) | 1 | 1 | 0 | 1 | 5 | 6 | 2 | 6 | 4 | 0 | 2 | 1 | 2 | 5 | 1 | 2 | 0 | 1 |
| % Licht (L) | 97,3% | 97,2% | 99,6% | 99,5% | 97,4% | 97,6% | 95,8% | 97,8% | 97,2% | 99,1% | 98,5% | 97,9% | 97,0% | 97,3% | 98,3% | 98,6% | 99,2% | 99,5% |
| % Middelzwaar (M) | 2,5% | 2,6% | 0,4% | 0,0% | 1,4% | 1,2% | 3,7% | 1,1% | 2,0% | 0,9% | 0,5% | 1,9% | 2,6% | 1,6% | 1,5% | 1,0% | 0,8% | 0,0% |
| % Zwaar (Z) | 0,2% | 0,3% | 0,0% | 0,5% | 1,2% | 1,2% | 0,5% | 1,1% | 0,8% | 0,0% | 1,0% | 0,2% | 0,4% | 1,0% | 0,2% | 0,4% | 0,0% | 0,5% |

VERKEERSTELLING

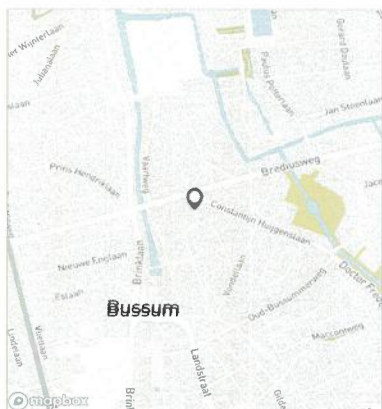
Motorvoertuigen

Meetlocatie

Vossiuslaan
Bussum
Tussen Lammert Majoorlaan en C. Huijgenslaan
Ri. Noord (C. Huijgenslaan)

Meting

Meetperiode: 30 november t/m 19 december 2022
Methodiek: Telslangen
In opdracht van: RHDHV
Uitgevoerd door: Dufec



Voertuigclassificatie

Voertuigclassificatie op basis van ascombinaties
L = Licht verkeer (2 assen, asafstand < 3,7 m)
M = Middelzwaar verkeer (2 assen, asafstand > 3,7 m)
Z = Zwaar verkeer (3 of meer assen)

VOSSIUSLAAN, BUSSUM

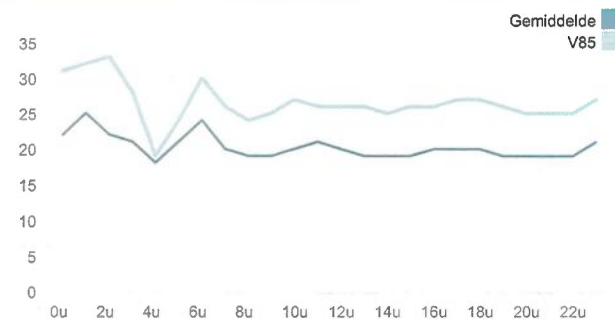
Tussen Lammert Majoorlaan en C. Huijgenslaan



SNELHEDEN WEEKDAG

| | Ri. Noord | |
|---------------|------------|-----|
| | Gemiddelde | V85 |
| 00:00 - 01:00 | 22 | 31 |
| 01:00 - 02:00 | 25 | 32 |
| 02:00 - 03:00 | 22 | 33 |
| 03:00 - 04:00 | 21 | 28 |
| 04:00 - 05:00 | 18 | 19 |
| 05:00 - 06:00 | 21 | 24 |
| 06:00 - 07:00 | 24 | 30 |
| 07:00 - 08:00 | 20 | 26 |
| 08:00 - 09:00 | 19 | 24 |
| 09:00 - 10:00 | 19 | 25 |
| 10:00 - 11:00 | 20 | 27 |
| 11:00 - 12:00 | 21 | 26 |
| 12:00 - 13:00 | 20 | 26 |
| 13:00 - 14:00 | 19 | 26 |
| 14:00 - 15:00 | 19 | 25 |
| 15:00 - 16:00 | 19 | 26 |
| 16:00 - 17:00 | 20 | 26 |
| 17:00 - 18:00 | 20 | 27 |
| 18:00 - 19:00 | 20 | 27 |
| 19:00 - 20:00 | 19 | 26 |
| 20:00 - 21:00 | 19 | 25 |
| 21:00 - 22:00 | 19 | 25 |
| 22:00 - 23:00 | 19 | 25 |
| 23:00 - 24:00 | 21 | 27 |
| Gemiddelde | 19 | 25 |

UURVERLOOP SNELHEDEN



SNELHEDEN PER DAGSOORT

| | Ri. Noord | |
|-----------|------------|-----|
| | Gemiddelde | V85 |
| Maandag | 20 | 26 |
| Dinsdag | 19 | 25 |
| Woensdag | 20 | 27 |
| Donderdag | 19 | 25 |
| Vrijdag | 19 | 25 |
| Zaterdag | 21 | 27 |
| Zondag | 22 | 28 |
| Werkdag | 19 | 25 |
| Weekdag | 20 | 26 |

SNELHEIDSVERDELING WEEKDAG

| | Ri. Noord | |
|--------------|-----------|--------------|
| | % | Cumulatief % |
| < 15 km/u | 14,8% | 14,8% |
| 15 - 20 km/u | 34,3% | 49,1% |
| 20 - 25 km/u | 33,1% | 82,2% |
| 25 - 30 km/u | 14,8% | 97,0% |
| 30 - 35 km/u | 2,7% | 99,7% |
| 35 - 40 km/u | 0,3% | 100,0% |
| 40 - 45 km/u | 0,0% | 100,0% |
| > 45 km/u | 0,0% | 100,0% |

SNELHEIDSVERDELING DOORSNEDE

